

Simple Stories™

Good Day Sunshine Simple Inspiration eBook | www.simplestories.com



add extra photos

PHOTO FLIPS

and an interactive element to
your layouts with our Photo Flips!



INSTA-FRAMES

make it easy to
frame and highlight
your photos!

SN@P! POCKETS

great for adding
photos and mementos
to your layouts



quick and easy title strips
with our

2X12 ELEMENTS



SN@P! CUTS

the perfect solution
for pre-made die cut cards!

BITS & PIECES

tuck hidden journaling
behind your photos!



table of CONTENTS

Layouts - 04

Pocket Pages – 14

Home Decor – 17

SN@P! Binder – 18

Cards – 20


GOOD DAY SUNSHINE Products – 21

good day sunshine
PRODUCTS USED:

- Blue Skies Designer Cardstock
- Decorative Brads
- Bits & Pieces
- Chipboard Stickers
- Enamel Dots
- SN@P! Cuts
- SN@P! Insta-Squares



designed by: Guiseppa Gubler



Simple Tip: Add chipboard and Bits & Pieces to SN@P! Cuts for a fun layered look as Guiseppa did with the hearts

Simple Tip: Insert a photo in a SN@P! Pocket to add emphasis to a specific photo



designed by: Rebecca Keppel



good day sunshine
PRODUCTS USED:

- Care Free Designer Cardstock
- Enjoy the View Designer Cardstock
- Chill Out Designer Cardstock
- Fundamentals Cardstock Stickers
- Expressions Cardstock Stickers
- Chipboard Stickers
- Enamel Dots
- Bits & Pieces
- SN@P! Cards
- SN@P! Pockets

good day sunshine PRODUCTS USED:

- 3x4 Journaling Card Elements
- 4x6 Vertical Journaling Card Elements
- Beach Wood/Ledger Designer Cardstock
- Pink Dots/Ombre Designer Cardstock
- Blue Dots/Ombre Designer Cardstock
- Yellow Dots/Ombre Designer Cardstock
- Chipboard Stickers
- Enamel Dots
- Bits & Pieces



designed by: Nancy Damiano



Simple Tip: Add a little embroidered stitching in coordinating colors for a fun accent!



designed by: Wendy Antenucci

Simple Tip: Tuck your journaling under a photo using a Bits & Pieces die cut



good day sunshine

PRODUCTS USED:

- 2x12 Border & 4x12 Title Strip Elements
- Blue Dots/Ombre Designer Cardstock
- Bits & Pieces
- SN@P! Pages

good day sunshine

PRODUCTS USED:

- Life is Beachy Designer Cardstock
- 2x12 Border & 4x12 Title Strip Elements
- 4x4 Quote & 6x8 Photo Mat Elements
- Expressions Cardstock Stickers
- Fundamentals Cardstock Stickers
- Chipboard Stickers
- Bits & Pieces
- Enamel Dots



designed by: Wendy Antenucci



Simple Tip: Create a custom title by 'fussy cutting' an element out from a larger piece of patterned paper

Simple Tip: Our 4x6 Journaling Card Elements make for a quick and easy mat as Vicki did here along the bottom of her layout



designed by: Vicki Boutin



good day sunshine **PRODUCTS USED:**

- Blue Skies Designer Cardstock
- Red Dots/Ombre Designer Cardstock
- 2x12 Border & 4x12 Title Strip Elements
- 4x6 Vertical Journaling Card Elements
- Chipboard Stickers
- Decorative Brads
- Bits & Pieces
- SN@P! Cuts
- SN@P! Insta-Squares

good day sunshine
PRODUCTS USED:

- Blue Dots/Ombre Designer Cardstock
- 2x12 Border & 4x12 Title Strip Elements
- Fundamentals Cardstock Stickers
- Bits & Pieces
- Decorative Brads
- 4x6 Photo Flips




designed by: Andrea Corriveau



Simple Tip: Photo Flips aren't just for Pocket Page Scrapbooking! Andrea added a 4x6 Photo Flip to her layout to add additional photos and an interactive element

Simple Tip: Combine 3 like-sized embellishments to create a border that pops, like Wendy did here with the Bits & Pieces circles



designed by: Wendy Antenucci



good day sunshine
PRODUCTS USED:

- Care Free Designer Cardstock
- Enjoy the View Designer Cardstock
- 3x4 Journaling Card Elements
- Fundamentals Cardstock Stickers
- Chipboard Stickers
- Bits & Pieces

good day sunshine PRODUCTS USED:

- Enjoy the View Designer Cardstock
- 2x12 Border & 4x12 Title Strip Elements
- Yellow Dots/Ombre Designer Cardstock
- Chipboard Stickers
- Decorative Brads
- Bits & Pieces
- Enamel Dots
- SN@P! Insta-Squares
- SN@P! Cards



designed by: Cari Locken



Simple Tip: Use a 2x12 Element for a quick and easy title like Cari did on her layout

smile
good day
sunshine

2
Fun

SUMMER

best summer ever.
a perfect day

HOT HOT HOT

SW
HTS
SE
00

summer is here.

JUST BEING HAPPY

summer documented
THE PERFECT DAY

Fun
in the
Sun

hello

sun
shine

good day
sunshine

HAPPY SUMMER

SMILE BIG

SUMMER THIS WAY

hello
summer
right here.

ALL A BOARD

hello

DAYS OF SUMMER

A circular collage of summer-themed craft ideas. It includes a yellow sunburst with 'Fun IN THE Sun', a red circle with 'hello', a wooden circle with 'sun shine', and a green banner with 'THE PERFECT'. The background is lined paper with 'good day sunshin' and a pink heart.

- Care Free Designer Cardstock
- 4x6 Vertical Journaling Card Elements
- Fundamentals Cardstock Stickers
- Enamel Dots
- Bits & Pieces
- Chipboard Stickers
- SN@P! Cuts
- SN@P! Pockets

good day sunshine

- 12x12 Red SN@P! Faux Leather Album
- 4x6/3x4 Pocket Pages
- 3x4 Journaling Card Elements
- Fundamentals Cardstock Stickers
- Chipboard Stickers
- Bits & Pieces
- Enamel Dots
- SN@P! Cards
- SN@P! Cuts
- DIY Photo Overlays



designed by: Mindi Niebuhr

Simple Tip: Need more room for journaling? Spread your journaling across multiple 3x4 cards/pockets as Mindi did on the left page of her spread

good day sunshine
PRODUCTS USED:

- 12x12 Red SN@P! Faux Leather Album
- 12x12 Pocket Page
- 4x4/3x4 Pocket Page
- Care Free Designer Cardstock
- Life is Beachy Designer Cardstock
- 4x6 Vertical Journaling Card Elements
- Chipboard Stickers
- Bits & Pieces
- Enamel Dots
- SN@P! Cuts
- SN@P! Cards
- SN@P! Insta-Squares



designed by: Sue Kendall

Simple Tip: *Combine a pocket page layout with a traditional 12x12 layout to quickly and easily add additional photos!*

good day sunshine
PRODUCTS USED:

- 6x8 Teal SN@P! Faux Leather Album
- 2x2/3x4 Insta Pocket Page
- 2x2 Insta Pocket Page
- Bits & Pieces
- SN@P! Cuts
- SN@P! Insta-Squares




designed by: Sue Kendall

Simple Tip: Add Bits & Pieces to 2x2 pockets for a fun, see-through affect, as Sue did on the bottom right page of her 6x8 album

Simple Tip: Create your own sign by adding a toothpick to a chipboard piece as Teri did here



designed by: Teri Anderson



good day sunshine
PRODUCTS USED:

- Beach Wood/Ledger Designer Cardstock
- Chipboard Stickers
- Enamel Dots
- SN@P! Insta-Squares

good day sunshine
PRODUCTS USED:

- Orange SN@P! Binder
- Shades of Summer Designer Cardstock
- 6x12 Page Elements
- 3x4 Journaling Card Elements
- 4x6 Vertical Journaling Card Elements
- 2x12 Border & 4x12 Title Strip Elements
- 4x4 Quote & 6x8 Photo Mat Elements
- Chipboard Stickers
- Decorative Brads
- Bits & Pieces
- SN@P! Pages
- SN@P! Cards



designed by: Andrea Corriveau



Simple Tip: Adhere coordinating chipboard stickers and Bits & Pieces to create a custom layered embellishment



Simple Tip: Punch holes in a vertical 4x6 card and insert as a custom page in your SN@P! Binder



designed by: Shellye McDaniel



designed by: Shellye McDaniel



designed by: Kim Kesti



designed by: Lisa Swift



designed by: Deanna Hutchison



designed by: Deanna Hutchison

products available in the **GOOD DAY SUNSHINE COLLECTION**



- 6 Double Sided Designer Cardstock Papers
- 6 Double Sided Elements Papers
- 6 Double Sided Simple Basics Papers
- 6x6 Pad with 24 Double Sided Papers
- Collection Kit
- Simple Basics Kit
- Fundamentals 12x12 Sticker Sheet
- Expressions 12x12 Sticker Sheet
- Chipboard Stickers
- Decorative Brads
- Bits & Pieces Die Cut Ephemera
- Enamel Dots
- SN@P! Cuts
- SN@P! Pockets
- SN@P! Insta-Squares
- SN@P! Cards
- SN@P! Journal Pages

Visit your favorite local retailer or online store to purchase products
from the Good Day Sunshine collection

FOLLOW US ON



www.simplestories.com